

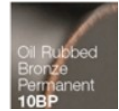
# Yale Edge Door Hardware

Grade 3: Drive-in or Round Corner adjustable latch.  
Perfect for residential applications like single family homes, condos and town homes.



## Finish Key

**ORB =**  
Oil Rubbed Bronze



**SN =**  
Satin Nickel



Please check the box next to the hardware style chosen, then check the box next to the finish needed.

Project/Client name: \_\_\_\_\_

Salesperson: \_\_\_\_\_



## Entry Set

### Step 1: Entry Handleset—Exterior



#### Lenoir Handle



#### Finish Choice:

ORB ☐  
SN ☐

ORB:  
#1238

SN:  
#1239

### Deadbolt



#### Single Cylinder Deadbolt



#### Finish Choice:

ORB ☐  
SN ☐

ORB:  
#1226

SN:  
#1168

### Handing Guide:

To determine handing:

1. Face the exterior side of your door (stand outside of the house or room the door leads to)
2. Locate the door hinges (or where the hinges will go)
  - If the hinge is on your left side, the door is left handed (LH)
  - If the hinge is on your right side, the door is right handed (RH)

### Step 2: Entry handleset—Interior Knob or Lever

#### Choose one style:

#### Finish Choice:

ORB ☐  
SN ☐

#### Indicate Handing Here:

Left(LH)

Right (RH)



#### Sinclair Knob



ORB:  
#1241

SN:  
#1247



#### Athens Knob

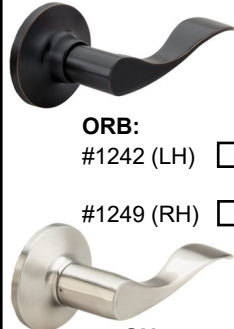


ORB:  
#1240



#### Keowee Lever

Indicate Handing



ORB:  
#1242 (LH) ☐

#1249 (RH) ☐

SN:  
#1248 (LH) ☐

#1250 (RH) ☐



#### Alpharetta Lever



ORB:  
#1243

SN:  
#1793

Interior door hardware on flip side—turn over to complete selections.



# National Builders Hardware

## Yale Edge Door Hardware



Please check the box next to the hardware style chosen, then check the box next to the finish needed. Fill out the quantity needed on the line next to the item number.

### Interior Sets

#### Lever and Knob Interior Sets—Choose One Style Below:

##### Finish Choice:

ORB ☐

SN ☐

#### Sinclair Knob

ORB:

\_\_\_ #1235 Keyed Entry

\_\_\_ #1233 Passage

\_\_\_ #1234 Privacy

\_\_\_ #1232 Half Dummy



SN:

\_\_\_ #1231 Keyed Entry

\_\_\_ #1229 Passage

\_\_\_ #1230 Privacy

\_\_\_ #1228 Half Dummy



#### Keowee Lever

ORB:

\_\_\_ #1225 Keyed Entry

\_\_\_ #1223 Passage

\_\_\_ #1224 Privacy

\_\_\_ #1222 LH Half Dummy

\_\_\_ #1221 RH Half Dummy



SN:

\_\_\_ #1166 Keyed Entry

\_\_\_ #1164 Passage

\_\_\_ #1165 Privacy

\_\_\_ #1163 LH Half Dummy

\_\_\_ #209 RH Half Dummy



##### Finish Choice:

ORB ☐

SN ☐

### Door Stops

On the line next to the item number, indicate the amount needed.

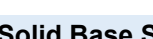
#### Spring/Flexible Stops



\_\_\_ #5811 3 1/8" Oil Rubbed Bronze



\_\_\_ #5772 3 3/4" Oil Rubbed Bronze



\_\_\_ #5773 3 3/4" Satin Nickel

#### Solid Base Stops



\_\_\_ #13786 3 1/8" Oil Rubbed Bronze



\_\_\_ #13787 3 1/8" Polished Chrome



\_\_\_ #6133 3 1/8" Satin Nickel



\_\_\_ #4922 3 1/8" Black



\_\_\_ #1022 3 1/8" Aluminum

#### Hinge Pin Stops



\_\_\_ #5815 Satin Nickel



\_\_\_ #5816 Oil Rubbed Bronze



\_\_\_ #5777 Jumbo Size Satin Nickel



\_\_\_ #5778 Jumbo Size Oil Rubbed Bronze



\_\_\_ #5817 Jumbo Size Antique Nickel



\_\_\_ #5819 Heavy Duty Satin Nickel



\_\_\_ #5820 Heavy Duty Oil Rubbed Bronze